

## CORRECTION

The Publisher would like to draw the reader's attention to errors in the following article:

Kojima, H. & Idris, A. B. (2004). The Anthonomini from Malaysia, with notes on the Oriental taxa (Coleoptera: Curculionidae). *Serangga*, 9(1-2): 103-129.

- p. 103, Header    *Serangga* 9(1-2): 103-129 → *Serangga* 9(1-2): 103-130
- p. 103, l. 15     *Pseudoophagus* → *Pseudopoophagus*
- p. 103, l. 20     Calyptini → Acalyptini
- p. 104, l. 11     *Pseudoophagus* → *Pseudopoophagus*
- p. 102, l. 16     Calyptini → Acalyptini
- p. 105, l. 11     *Pseudoophagus* → *Pseudopoophagus*
- p. 105, l. 36     omments → comments
- p. 108, l. 3       *Pseudoopghagus* → *Pseudopoophagus*  
*Pseudopoophagus* Voss, 1935 ... is not a synonymy of *Aedelus sabanus* but is an independent paragraph.

- p. 108, l. 16      on enigmatic genus → an enigmatic genus
- p. 110, l. 16      4 males and 2 female → 4 males and 2 females
- p. 111, l. 31      (figs. 30-33) → (figs. 32-35)
- p. 112, l. 3      female, Path 3, ... → females, Path 3, ...
- p. 113, l. 9      (Type No. 0000, ELKU) → (Type No. 3200, ELKU)
- p. 114. l. 29      (Type No. 0000, ELKU) → (Type No. 3201, ELKU)
- p. 116, l. 8      N. American → N. America
- p. 117, l. 26,      flush left
- p. 117, l. 31      move right
- p. 118, l. 1, 8, 13, 25, 29      move right
- p. 118, l. 11, 19, 23      flush left
- p. 119, l. 20      Entonomological → Entomological
- p. 123      scales for figs. 7, 8, 9, 10 are disappeared.
- p. 124      scales for figs. 11-15 are disappeared
- p. 126      scales for figs 22-25, 26-27 are disappeared
- p. 127      scales for figs. 29-21 are disappeared
- p. 128      scales for figs. 32-39 are disappeared

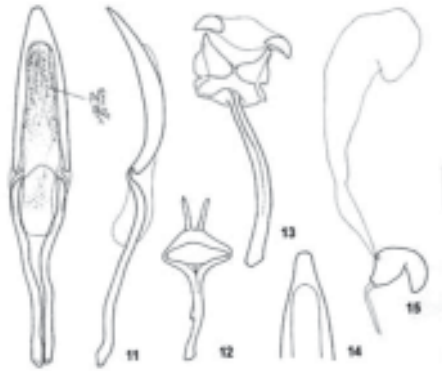
p. 129 scales for figs. 40, 41 and 42 are disappeared

p. 130 Fig. 43 that should be in p. 130 are disappeared

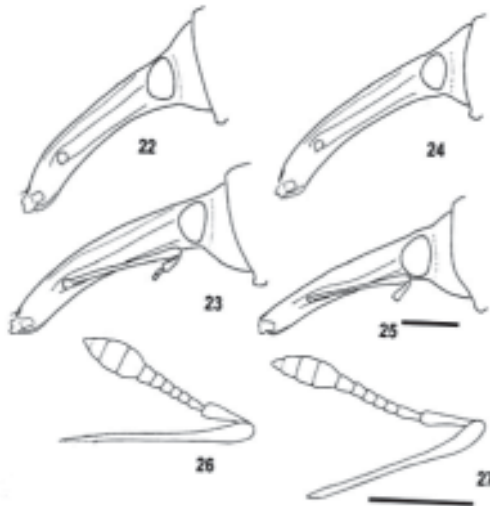
Fig. 43 Distribution of *Anthonomus*  
(*Tachypterellus*) and *Usingerius*



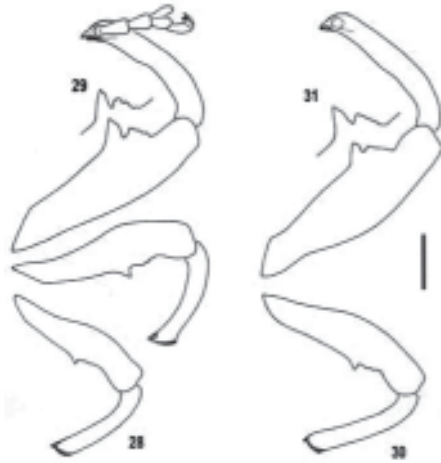
**Figs. 5-10** Characters of *Usingerius parvidens* Zimmerman.  
5, head, lateral, female; 6, ditto, male; 7, antenna; 8, fore tarsus;  
9, fore claw; 10, femora and tibiae. Scale = 0.5 mm.



**Figs. 11-15** Male and female terminalia of *Usingerius parvidens* Zimmerman. 11, aedeagus; 12, tegmen; 13, sternite 8 and spiculum gastrale, 14, apex of aedeagus; 15, spermatheca (11-13, 15: specimen from Perak; 14: specimen from Pahang). Scale = 0.5 mm.



**Figs. 22-27** Heads and antennae of *Anthonomus* (*Tachypterellus*) species. 22-25, head, lateral; 26, 27, antennae (22, 23, 26: *A. (T.) nodulosus* Marshall; 24, 25, 27: *A. (T.) seminodulosus* sp. nov.). Scale = 0.5 mm.



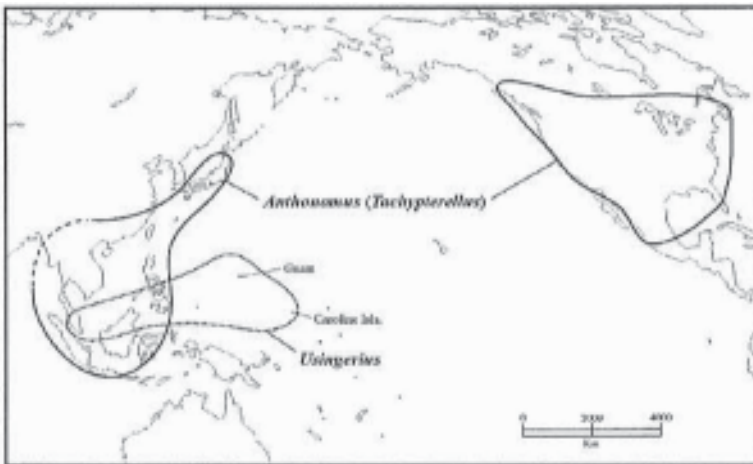
**Figs. 28-30** Legs of *Anthonomus (Tachypterellus)* species. 28, 29, *A. (T.) nodulosus* Marshall (28: female; 29: another female); 30, 31, *A. (T.) seminodulosus* sp. nov. (30: female; 31: male).



**Figs. 32-39** Male terminalia of *Anthonomus (Tachypterellus)* species. 32, 36, aedeagus; 33, 37, apex of aedeagus; 34, 38, tegmen; 35, 39: spiculum gastrale (32-35: *A. (T.) nodulosus* Marshall; 36-39: *A. (T.) seminodulosus* sp. nov.). Scale = 0.5 mm.



**Figs. 40-42** Characters of *Anthonomus (Tachypterellus) humerulus* sp. nov., female. 40, head, lateral; 41, antenna; 42, femora and tibiae. Scale = 0.5 mm.



**Fig. 43** Distribution of *Anthonomus (Tachypterellus)* and *Usingerius*.

The Publisher would like to draw the reader's attention to errors in the following article:

Ng, Y.F., Idris, A.B., Abdullah, M. & Nur Supardi, M.N. 2004. A new species of *Xanthopimpla* Suassure (Hymenoptera: Ichneumonidae: Pimplinae) from Pasoh Forest Reserve, Negeri Sembilan, Malaysia. *Serangga* 9 (1-2): 161-169.

p.162, 2. 6      Anthony 2003 —> Gonzaga 2003

p. 167, 3.1      Gonzaga, A. D. 2002 —> Gonzaga, A. D. 2003